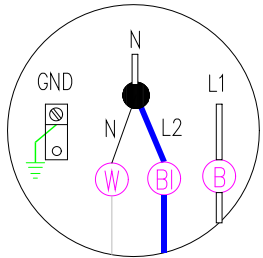


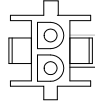
LEGEND	
	- 1/4" QUICK CONNECT
	- 1/4" QUICK CONNECT PIGGYBACK
	- FORK CONNECTOR
	- RING CONNECTOR
	- SOCKET CONNECTOR
	- PIN CONNECTOR



SEE NOTE

#1

Light Receptacle  
AMP 2-Pin



RED INDICATOR LIGHT

PUMP 1 FUSE

VISUAL  
DIAGNOSTIC  
INDICATORS

RED INDICATOR LIGHT

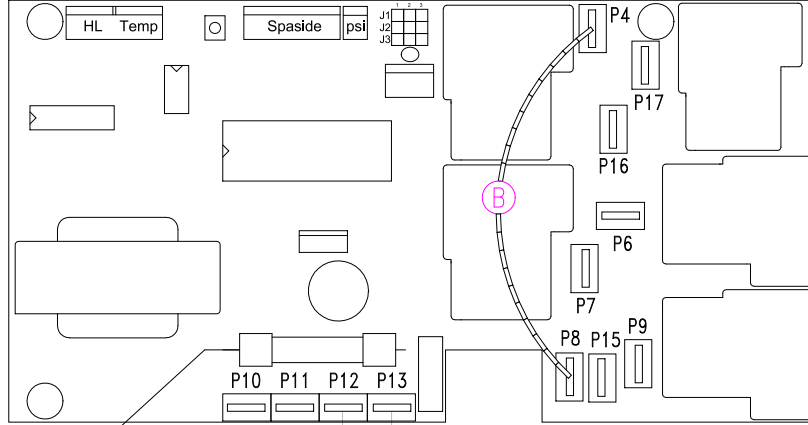
SYSTEM FUSE

120V/240V  
Red 2-pin Plug

FUSE BLOCK & FUSE  
30A

RED

33-0014A-R8



120V

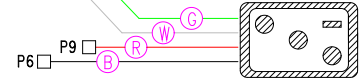
240V

RELAY  
DPST, 120V

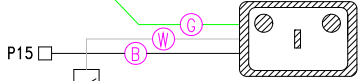
Secure with Wire Ties

26-0071 - 5.5kW Heater


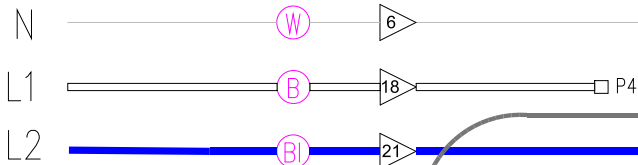
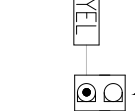
Pump 1 (RED Receptacle)



Ozone (YELLOW Receptacle)



120V/240V  
Yellow 2-pin Plug



AMBER INDICATOR LIGHT

HYDRO-QUIP  
CORONA, CA (951) 273-7575

Manufacture Notes:

#1 - For 120V operation, Connect Line 2 & Neutral together.

#2 - For 240V operation of Pump or Ozone, remove 2-pin plug from 120V connector and reconnect to 240V connection.

Approved By:

Dwg. No.  
E100AJ-DEKQY

Drawn  
GC

Rev  
3

Date

12.20.06

Diagram No.

6012

Wire Color Code

B - Black	G - Green
Br - Brown	Bl - Blue
R - Red	V - Violet
O - Orange	W - White
Y - Yellow	Gr - Gray